

POLYLESS® MFT Micro-filter



HI-TECH SOLIDS-LIQUID SEPARATION FOR THE CIRCULAR ECONOMY

The POLYLESS® Micro-Filter MFT consists of a motor drive, which drives a tool to internally produce the force required for micro-filtration. A screen retains the solid phase, which is expelled through the top of the machine, whilst the material to be treated is introduced in the lower part. The intensity of the pumping effect is used to increase separation efficiency.

POLYLESS® Micro-Filter MFT is particularly specialised for pre-separated liquid treatment.


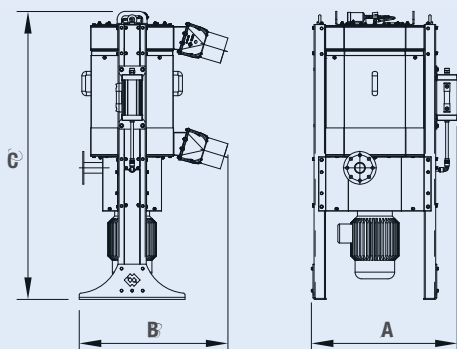


Technical Data

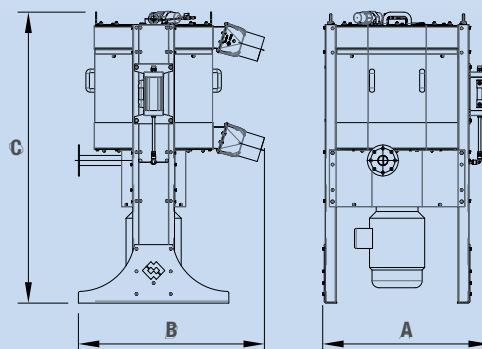
MFT



POLYLESS® Micro-filter MFT
260



POLYLESS® Micro-filter MFT
500



MODEL	Diameter (mm)	Dimensions (mm)			Drive Power (kW)	Weight (kg)
		A	B	C		
MFT-260	260	830	850	1,650	7.5	275
MFT-500	500	830	850	1,750	7.5	484

Benefits

- ✓ **Very high separation efficiency thanks to gap widths of up to 0.025 mm**
- ✓ **High throughput rates with low energy consumption**
- ✓ **Very low maintenance requirements**
- ✓ **Affordable spare parts**

Technical Features

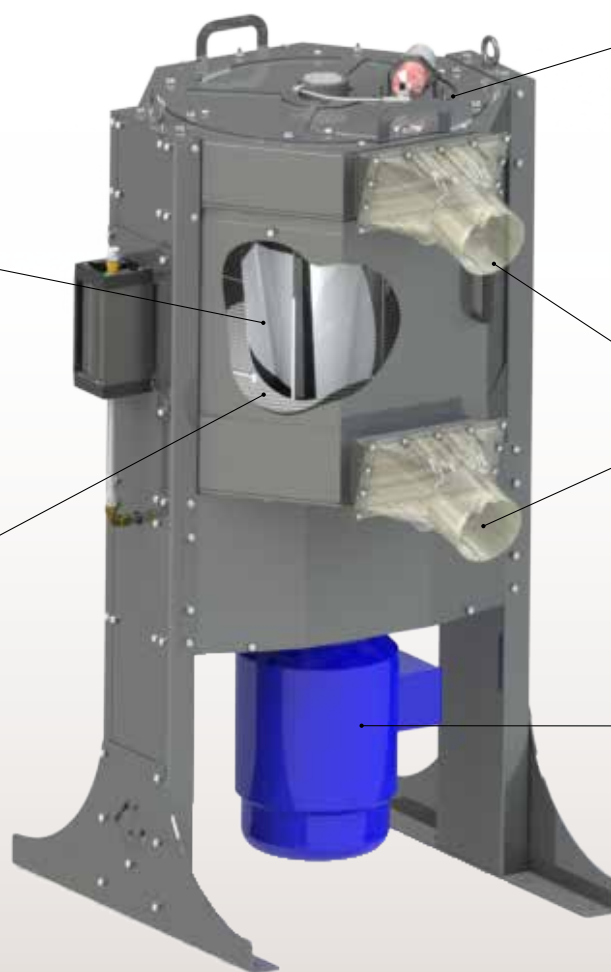
- Stainless-steel structure
- IE3 Premium Efficiency electric motor
- Cemented carbide mechanical seals



The stainless steel impeller provides the best separation result due to the centrifugal effect exerted on the material to be treated.



The stainless-steel wedge wire screen offers spacing as low as 25 microns to achieve the best possible result for the removal of solid particles.



The top hatch provides quick access to the main parts of the machine

Plastic discharge hoppers for thickened sludge and microfiltered liquid ensure the effective evacuation of the phases

The electric motor, optimally connected to the inverter, allows the machine to be set correctly to achieve the desired result.

Accessories

- Control panel
- Progressive cavity pump

Application



Livestock farming



Pig farming



Biogas

Throughput Range in m³/h*

MODEL	Inlet Dry Matter %	Throughput [m ³ /h]
MFT-260	1-5	up to 10
MFT-500	1-5	up to 20

* Values measured in standard operating conditions. Results may differ depending on type of material treated, fiber content and viscosity. Information and illustrations are not binding.

